

# 2×2×2

## CLL、EG1、EG2 手順表

### 見方

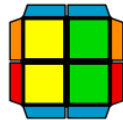


図

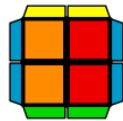
CLL 手順

EG1 手順

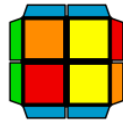
EG2 手順



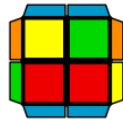
R2U2R'U2R2  
[B]RU'R2FRF'U2FRU'R'  
F2RU2R2F2R'F2



(r')R2U'R2U2F2U'R2  
yR2UR'U'RF2U'RUR  
R2U2RU2F2R2



R'U2R(w)R'UR'U'RUR  
RU2RU'FRF'R  
R2UR'U'F2R2U'RUR'



RU'R'FU2R2FRU'R  
RU'R'FRF'R'U2FRF'  
RU'R2U'FU'FU'R2FR



FRUR'U'RUR'U'F'  
[B]F2RUR'U2RUR'U'F  
RU'R2U'F2R'U2R'F



R2UR'U'R2U'R2F'U'FR'  
[B]FR'FU'F2RUR  
RU'R2U'RFU'FUR'F'



RU'RU'R'UR'FR2F'  
R2UR'FRF'UR'  
RU'R'UR2F2URU'R2



RUR'URU'(w)RU'R'F'  
[B]R'FR2U'R2FR  
FR2F2RUR2U2R



RU2R'U2R'FR2UR'U'F'  
RU'R2FRURU'R'U'R'FRF'  
RU2RF2R2U'RUR'



R'F2RF'U2RU'R'U'F  
RUR'UR2U'R2FR2F'  
RURF2R2U'RU2R'



FRUR'U'F'  
R2URU2RU2R  
R2U2R'U'RU'FU'FR'



R'FRF'RU2(r)UR'U'R'  
RUR'FR2F'RUR'  
R2URU'F2UR'U'R2




RU'R'U2RU(w)RU'R'U'F'  
[B]RU'R'FRUR'2FR  
RU'RFU'FR'U'RU2R'



RU2R'UR2U2R'U2R'UR'  
(r)FRU2RU2RFU2R2  
FRUR'U'FR2F2



R2D'RU2R'DRU2R  
R'U'RU(w)R'FR2U'R'  
RU'R'UF'U'RURF2R'



RU'R'U'F2RUR'DR  
R'UFR2F'RU2R  
R2F2RF'RURU'R'F

### 注意

・図は CLL を基準として作られているため、EG 手順を回す場合 AUF をする必要があるやつがあります。

・EG1 の D 列のペアは基本的には L 側にあるとします。

・手順の最初につく[]の意味は EG1 手順使用時に D 列にある 1 ペアの位置を表します。

・記載されてる手順はこの表の作成者の基準で選ばれてます。人によっては回しにくい手順があるかもしれませんがご了承ください。



RUR'UR'R'F'UFRUR'  
R'U2R'UR'RUR'FR'F'  
R2UR'U'FU2R'FRFR'



FR2F'U'R2U'R'UR2  
[R]R2U'R'U2F2R'U2R'  
FU'FRUR'U'R2F2



U'RU2R'U'RUR'  
[F]FU'R2F2U'R  
FRU'R2FR'UR2U'F2




UL'U2LUL'UL  
R'FU2R2FR'  
RURUR'F'RUF2R'F



RU'RU'RUR'UR'UR'  
RUR'UR'U2(α)RU2R'F  
R2F2R2FRUR'U'F'



R'U2RU(α)R2URU'R2  
[B]RUR'(α)R'U2R'UR2  
R2U'RUR'U'F'URUR'



R2URU2R'FR2F'R  
y'RU2R'2F'Ry'R2U'R'  
U'R'UR'UR'U2R'F2R2



RUR'UR'FR'RU2R'  
RUR2(α)R'FR2U2R'  
U2RUR'URU2RB2R2



FU'RU2R'U'F2RUR'  
[B]RU'R2FU'R2UR  
R'UR'FU'RUR2



U'R'F'L'FRF'LF  
R2U'RUF'U2FU'R  
R2FR2U'F2U'F'UR'




R'FRF'RUR'  
R'U'FRUR'URF'UR  
R'U2R(α)U2RU'RU'



RUR'FL'U'L  
[B]RUR'F2R'F2RU'F  
RU2R'F2R'UR'F



R'URU2R2FRF'R  
[B]RU'R'U2FRU2R'F  
R'FU'RU2R'FU'R



U'FRU'R'URUR'F'  
[B]RU'R'URU'R2F'RF  
RU'RU'F2R'UR2F'R




F'RUR'U2L'U2L  
[B]RU'R'U2RU2R2F'RF  
R'U'F'RU'F2RF2



FL'U'LU2RU2R'  
[F]RU'R'F2U'R'UR'FU'R2  
RU'R'UR2FU'FUR'



RUR'UR'FR'F'  
[B]R2URU'R2FRU2R'F  
RUR'UR'RF2R'UR'F



RU2R'FRU2R2FR  
[B]R'UR2U'R2U'FR2U'R'  
FU2FR2F2U2R'UR'




RUR'U(α)RU'RUR'UR'  
[R]R2UR'U2RFR'FRFR  
RUR'UF2R'UR'F



R'URU'(α)R'UR'UR'R  
[F]R2FU'FU'RU'R2  
R'UR'U'F2RF'RF'



FRF'UR'UR  
R2U'R'U2R'FRF'U2R'  
FU'R2U'R'UR2F'



R'UR'UR'U2RU'RU'R  
[B]R'FR2UR'F'RU2R'  
R2B2R'U2R'FRU2R2FR



RU2R'U2R'FRF'  
R2UR'U2R2FRF'  
R2FR2U'FU'R'F'



L'U2LU2LF'L'F  
RU2RU'R2FR2F'  
RU'R'FR2F2RU'R

参考 <http://www.boca.bee.pl/index.php?l=en>  
<http://www.geocities.jp/obaky/>